

EE/CprE/SE 492 Biweekly Status Report 5

10/26/19 – 11/8/19

Group number: sddec19-22

Project name: Vehicle-Operator Behavior Monitoring System

Client & Advisor: Andrew Guillemette & Daji Qiao

Team Members/Roles:

Andrew Damon

Freya Gaynor

Skand Gupta

Sydney Ehlinger

Biweekly Summary

These past two weeks we have updated the sidebar navigation to use a drawer component instead. We have been doing some clean up work on the data that we have from the graduate students, so it is more easily readable and have changed some of the naming conventions. We have determined the types of each of the segments in the route and are now displaying those, and have also stylized these segments so it's more intuitive when a user clicks on one. Static charts have been added, hoping by our next demo that we will have the segment data displaying. Also we have changed clicking on a segment from a double click to right click to see the point data, as a double click was causing issues as it would always register as a single click first.

Freya has been working on getting Firebase implemented in our application, so we won't be having to pull data from CSV files anymore.

Screenshots

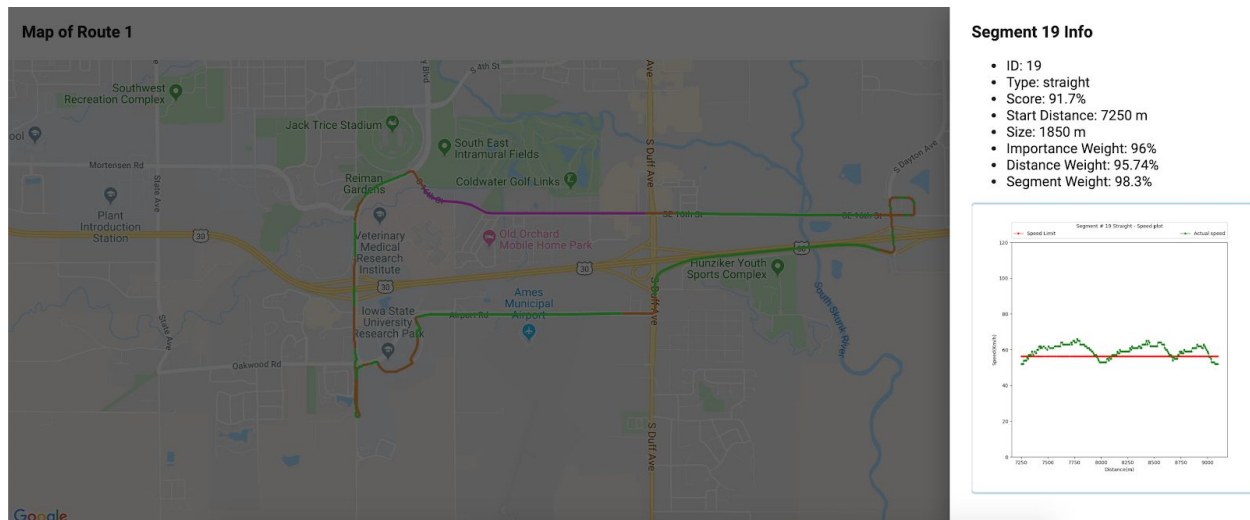


Figure 1.1 - Displaying the segment data in the sidebar when a segment is left clicked on

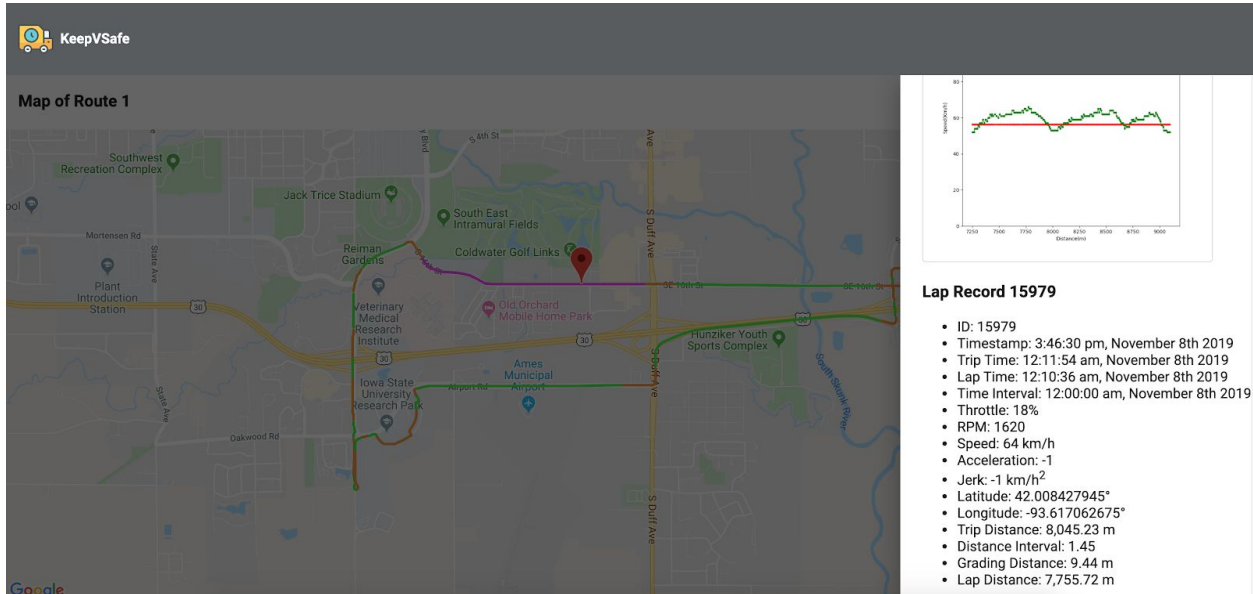


Figure 1.2 - Displaying the lap record when the segment is right clicked on

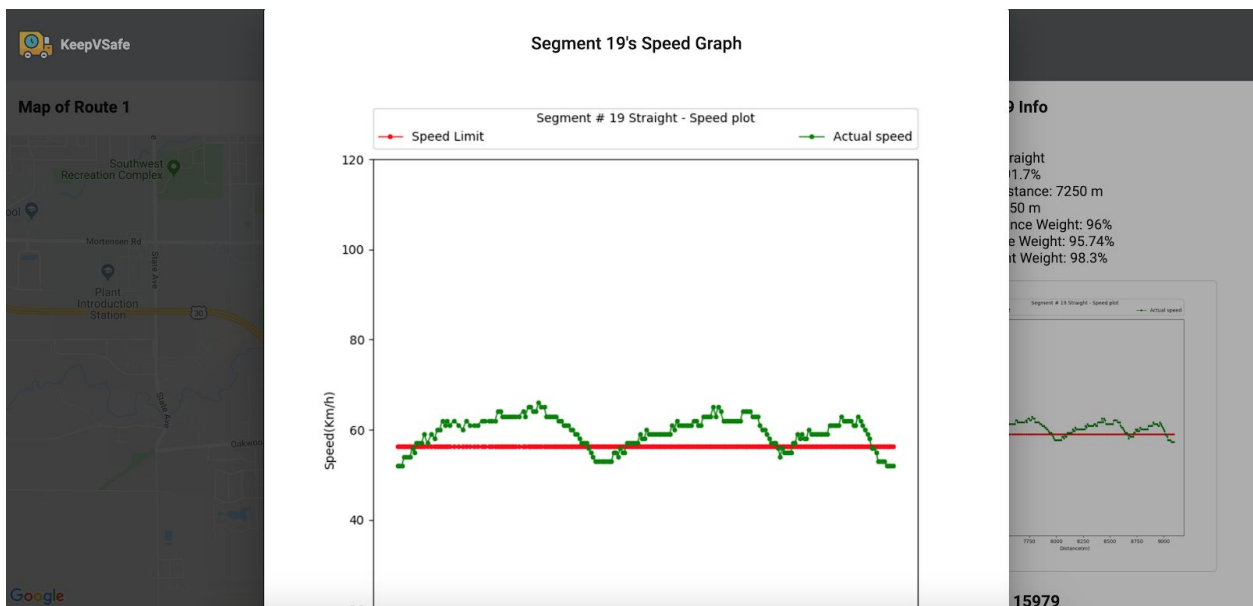


Figure 1.3 - Modal that is displayed when graph is clicked on

Past 2 Weeks Accomplishments

- Andrew Damon: Added a thumbnail of the graph for the segment, added in a modal that would open when the thumbnail was clicked, fixed a bug that prevented Segment 0 from opening, and improved some CSS for the modal.
- Freya Gaynor:
- Skand Gupta: Completed the static charts to be used in the site.
- Sydney Ehlinger: Implemented graphs using C3JS, which we did not end up needing. Went through graduate student's code to determine how they were typing the segments

and implemented it in our application so we now know the type of each segment. Started looking into toggling between different laps in the application.

Pending Issues

- Andrew Damon: None
- Freya Gaynor:
- Skand Gupta: Need to make the project work with dynamic data.
- Sydney Ehlinger: None.

Individual Contributions

Name	Individual Contributions	Hours This 2 Weeks	Hours Cumulative
Andrew Damon	Added a thumbnail of the graph for the segment, added in a modla that would open when the thumbnail was clicked, fixed a bug that prevented Segment 0 from opening, and improved some CSS for the modal.	10	30
Freya Gaynor			30
Skand Gupta	Added charts to display the statistics	8	28
Sydney Ehlinger	Typing segments, C3JS charts, started looking into toggling laps	6	26

Plans for the Upcoming Week

- Andrew Damon: Try and have the overall route date and grade displayed.
- Freya Gaynor:
- Skand Gupta: Finish the dynamic chart setup over the weekend.
- Sydney Ehlinger: Work on toggling the map to show the different laps